



Weekender Tender Commuter

Our legacy evolved



NIMBUS

Our legacy evolved

Nimbus W9

Day cruiser for an active lifestyle



Weekender 9 (W9) is a 9-meter weekend boat for social activities with overnight accommodation for 4 persons. The W9 is loaded with Nimbus DNA and design elements from historical nimbus models. The similarities with the iconic 26 DC are evident while there are many goodies from 21 DC, 32 DC, Max II, R series and the 305 Drophead. We have chosen the best of the best and have meticulously improved design, functionality, safety and comfort for all on board. Weekender 9 can be fitted with inboard or outboard engine.

"We have carefully selected some of the highlights from our best-selling boats, carefully refining the design and developing new functionality in order to make life as easy and comfortable as possible for everyone on board.

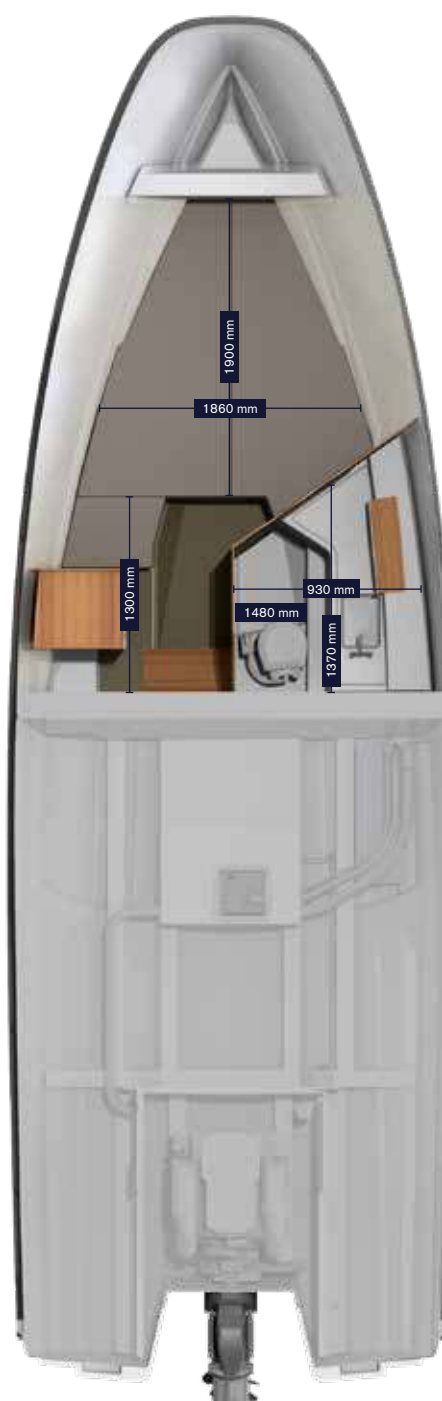

The W9 has inherited a great deal of its design language and elements from our older, iconic models," explains Joacim Gustavsson, Chief Designer at Nimbus.





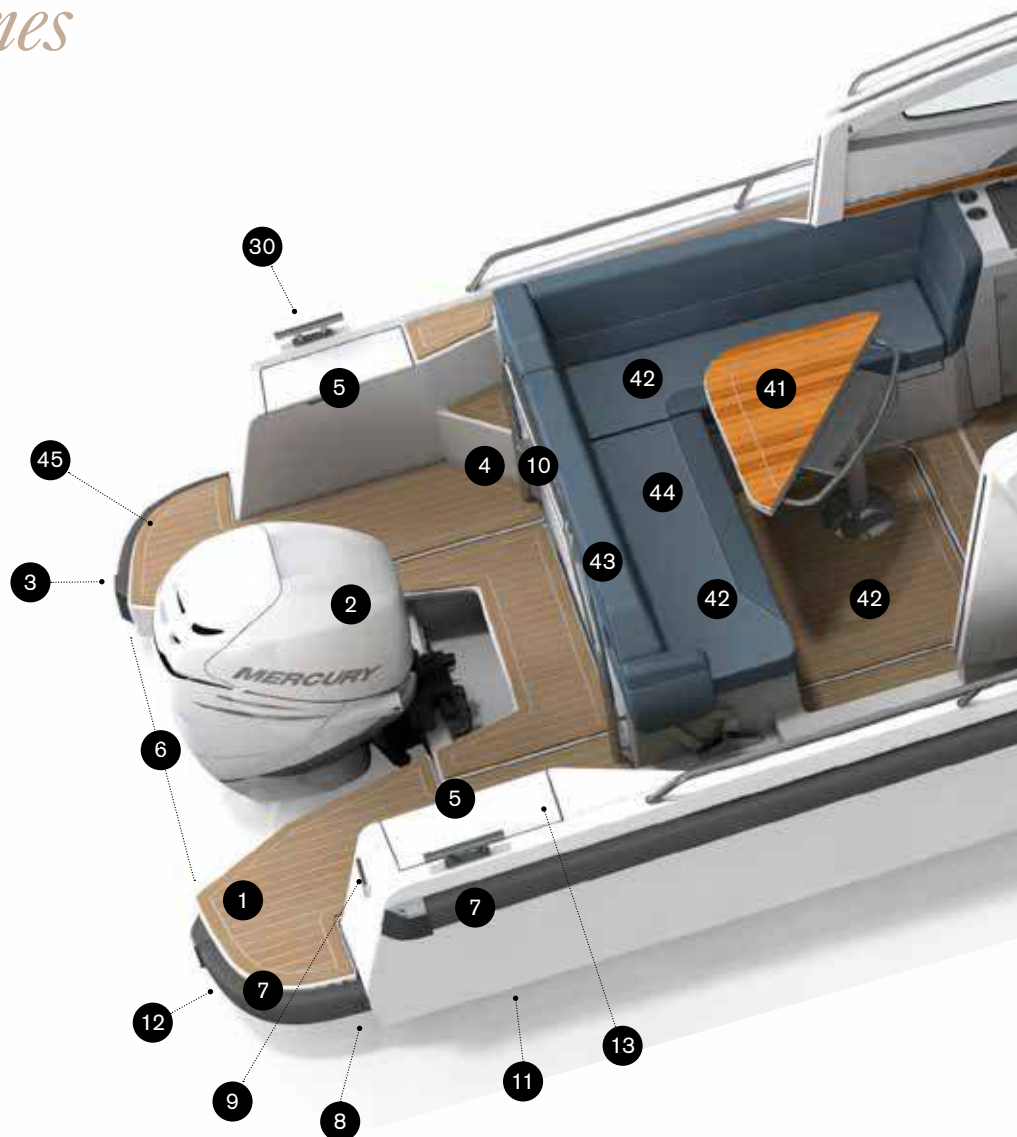






Nimbus W9

Weekender series



1 Extended aft platforms for simplified and safe boarding and disembarkment.

2 Can be fitted with outboard or inboard engine. Rigged with Mercury or Volvo Penta.

3 Fully automatic interceptor trim system.

4 Shower on transom/aft deck.

5 Aft storage compartment for fenders and ropes.

6 The projecting aft platforms provide extra protection for engine when mooring with the aft towards the jetty.

7 Large sturdy rubber bumper list with stainless steel "endings".

8 *Under water LED lights.

9 Aft navigation light.

10 *Waterski pole.

11 Completely new air lubricated stepped hull design, built for exceptional sea worthiness and handling. Speed characteristics +40 knots, cruising speed 20-35 knots.

12 Safety ladder.

13 *Shore power connector.

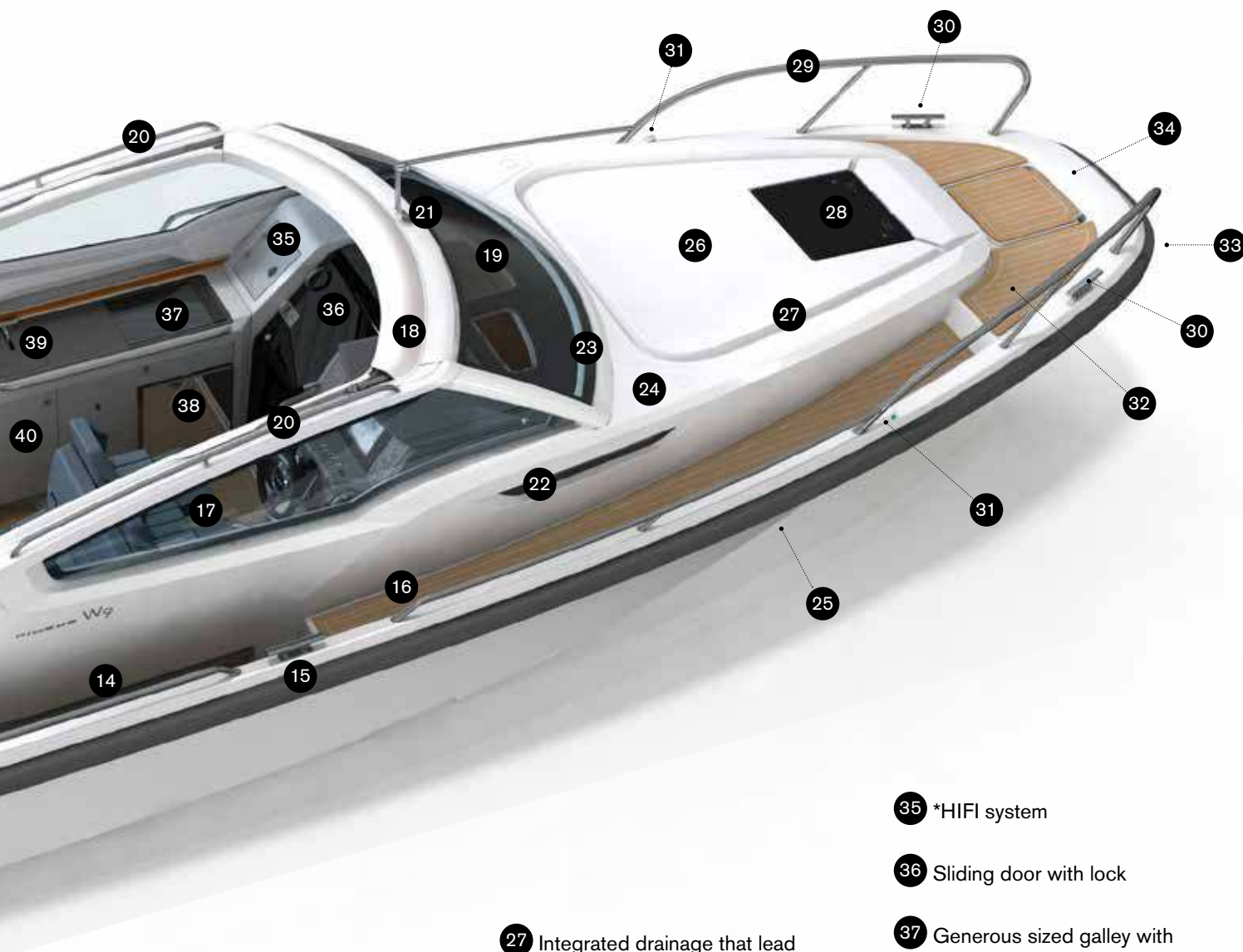
14 LED Deck lights.

15 Bollard (mid ship), extra large, in stainless steel.

16 The W9 features the prize-winning Nimbus Sidewalk design. easy and safe to move around the boat and on the foredeck.

17 Wind and spray protected seating area.

18 Window frame with integrated canopy solution. Available with T-top.



- 19 Windscreen with panoramic view.
- 20 Handrail in stainless steel for easy and secure movement around the boat.
- 21 Anchor light on stainless mast.
- 22 Portlights.
- 23 Wind screen wipers with window wash.
- 24 Integrated ventilation .
- 25 Bow thruster.
- 26 *Sunbed on fore deck with integrated cushion/cover solution.

- 27 Integrated drainage that lead away water from sunbed.
- 28 Skylight (openable) with *integrated sun shade and black out curtain.
- 29 Oversized sturdy pulpit in stainless steel 38 mm.
- 30 Bollard, oversized, in stainless steel.
- 31 Integrated navigation lights.
- 32 *Deck in teak or flexi teek.
- 33 *Electric anchor winch integrated in front of hull.
- 34 Extra wide fore deck for easy and safe of boarding and disembark.

- 35 *HIFI system
- 36 Sliding door with lock
- 37 Generous sized galley with Cook top, electric hob
- 38 Refrigerator 65 l
- 39 Sink in stainless steel
- 40 Drawers with Nimbus cutlery & crockery
- 41 Folding teak table with stainless steel handle
- 42 Storage compartements below deck and sofas (x4)
- 43 Folding backrest
- 44 L-sofa with seating for 6 persons. Sofa converts to sunbed or extra bed for two.
- 45 *Electric aft anchor winch

Features & functionality

Nimbus W9

Weekender series

Technical specification (metric/imperial)

Length 9,35 m / 30' 8", Width 2,95 m / 9' 8", Weight** 3170 kg / 6989 lb, Fuel tank 320 l / 84.5 gal
Water tank 80 l / 21.1 gal, Black Water tank 75 l / 19.8 gal, Grey Water tank 75 l / 19.8 gal, Refrigerator
CE category C8, Number of berths 2+2, Max speed +40 knots

Engine alternatives: Mercury Verado V8 250 hp, Mercury Verado V8 300 hp, Mercury Verado L6 350 hp,
Mercury Diesel 3.0L V6 Bravo3 270 hp, Volvo Penta V8 CE/DPS 300 hp, Volvo Penta V8 CE/DPS 350 hp

** Mercury Verado 350 horsepower

W9 spray hood



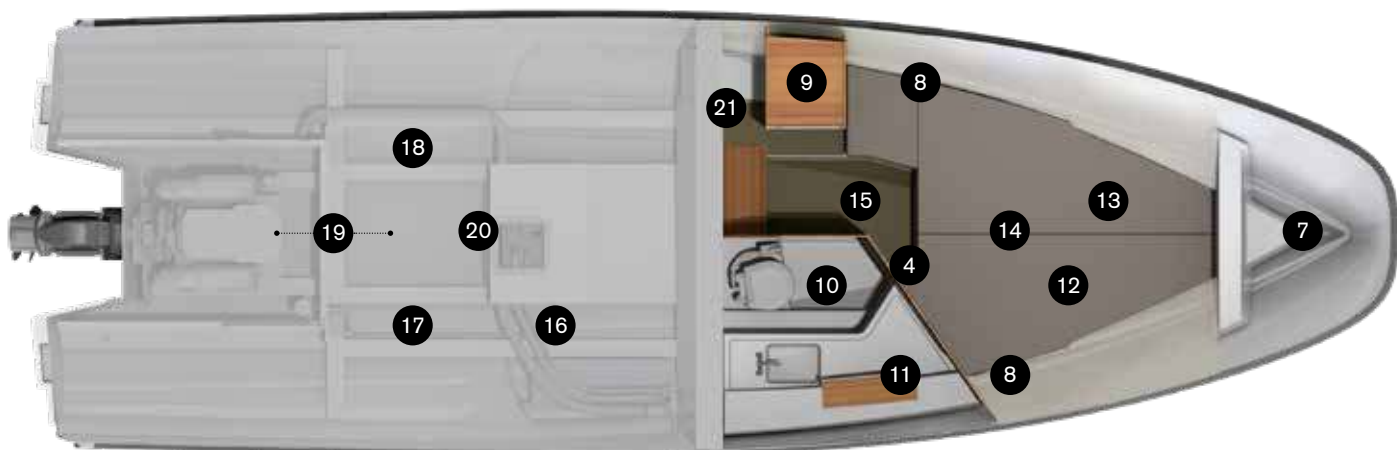
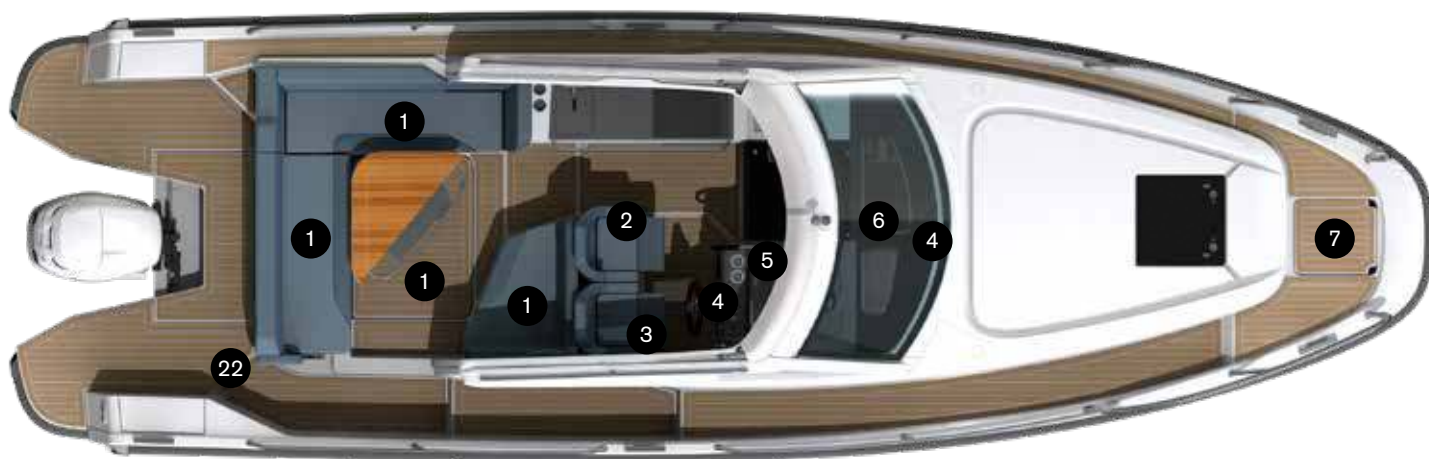
W9 extended canopy



W9 T-top



***W9 T-top version also offer:** *Electric canvas roof, Enclosed canopy, *Sun shade cover on fore deck,
*Radar, *Search light with joystick, *Fishing rod holders.



- | | | |
|--|---|--|
| <p>1 Storage compartements below deck and sofas (x4).</p> <p>2 Fire extinguisher.</p> <p>3 Fuse panel.</p> <p>4 Defroster / heater outlet.</p> <p>5 Dashboard can be fitted with 9', 12' or 16' or double 12' plotters.</p> <p>6 Glass top provides light in cabin.</p> <p>7 Anchor box and storage.</p> | <p>8 Interior curtesy lighting and LED reading lights with USB charger.</p> <p>9 Wardrobe.</p> <p>10 Spacious separate head with toilet.</p> <p>11 Large mirror in head.</p> <p>12 Full length beds for two persons.</p> <p>13 *Custom mattress topper for higher comfort.</p> <p>14 Extra large storage compartment below bed.</p> | <p>15 Carpets in cabin.</p> <p>16 *Grey water tank 75 l.</p> <p>17 *Heater / defroster.</p> <p>18 *Hot water system .</p> <p>19 Batteries, outboard (left), inboard (right).</p> <p>20 Fresh water tank and pump.</p> <p>21 *230V / 110V electric outlet .</p> <p>22 *Openable gate.</p> |
|--|---|--|

Our legacy evolved



Nimbus T9

Walk-around for all types of activities



The T9 is the first model in our new Tender series, Nimbus new interpretation of the popular Nova, first introduced in 1991. Since then, approximately 2,300 boats have been produced in the Nimbus Nova series, among them the highly successful 26 Nova and the prize-winning R-series that included the 230R, 250R and 300R.

"The renewal of a series that has proved so successful, and that is so strongly associated with Nimbus' DNA and brand, is no easy task. This heritage has truly permeated every area and phase, from concept design, construction,

functionality and appearance down to the finest details. Everyone involved has worked with the aim of making the T9 the best product conceivable and thus a worthy successor to the Nova," says Joacim Gustavsson, Chief Designer at Nimbus Boats Sweden.

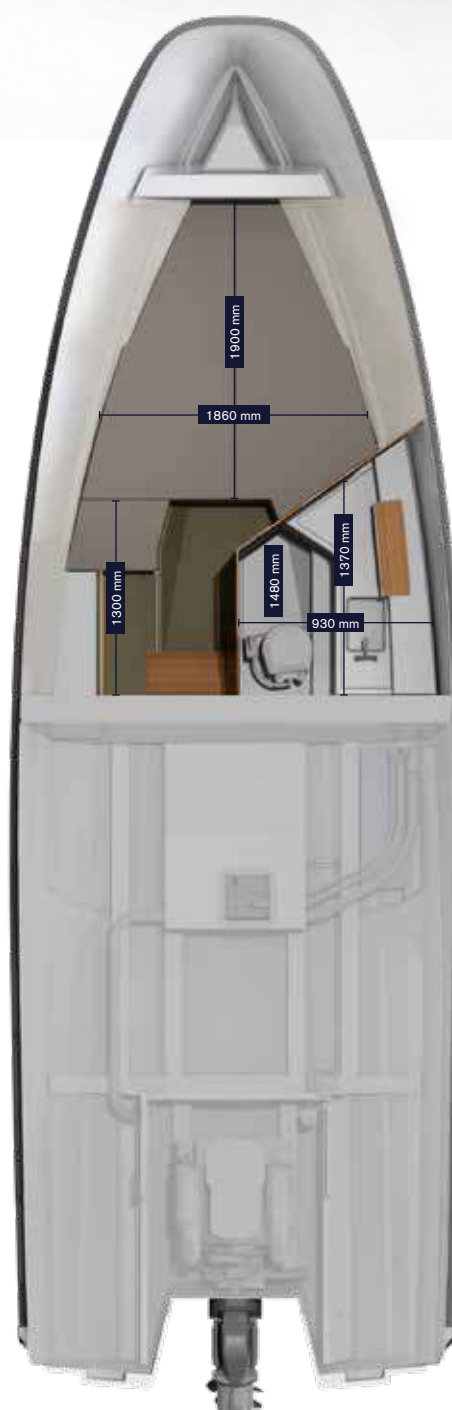
The Tender 9 is a nine-metre day boat that offers great opportunities for individual adaption and is intended for all types of day-to-day activities, such as transportation, water sports and leisure activities.





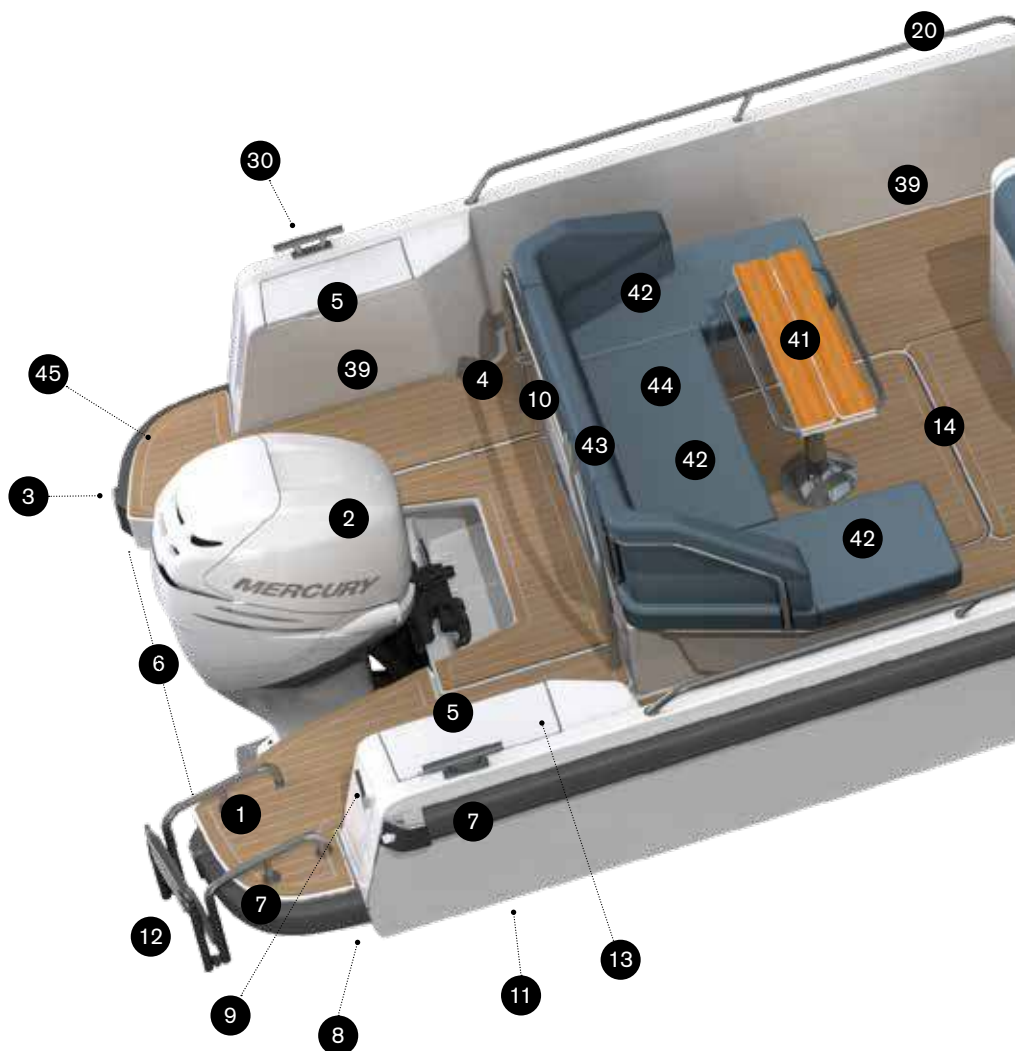






Nimbus T9

Tender series



1 Extended aft platforms for simplified and safe boarding and disembarkment.

2 Can be fitted with outboard or inboard engine. Rigged with Mercury or Volvo Penta.

3 Fully automatic interceptor trim system.

4 Shower on transom/aft deck.

5 Aft storage compartment for fenders and ropes.

6 The projecting aft platforms provide extra protection for engine when mooring with the aft towards the jetty.

7 Large sturdy rubber bumper list with stainless steel "endings".

8 *Under water LED lights.

9 Aft navigation light.

10 *Waterski pole.

11 Completely new air lubricated stepped hull design, built for exceptional sea worthiness and handling. Speed characteristics +40 knots, cruising speed 20-35 knots.

12 Safety ladder.

13 *Shore power connector.

14 Spacious deck area.

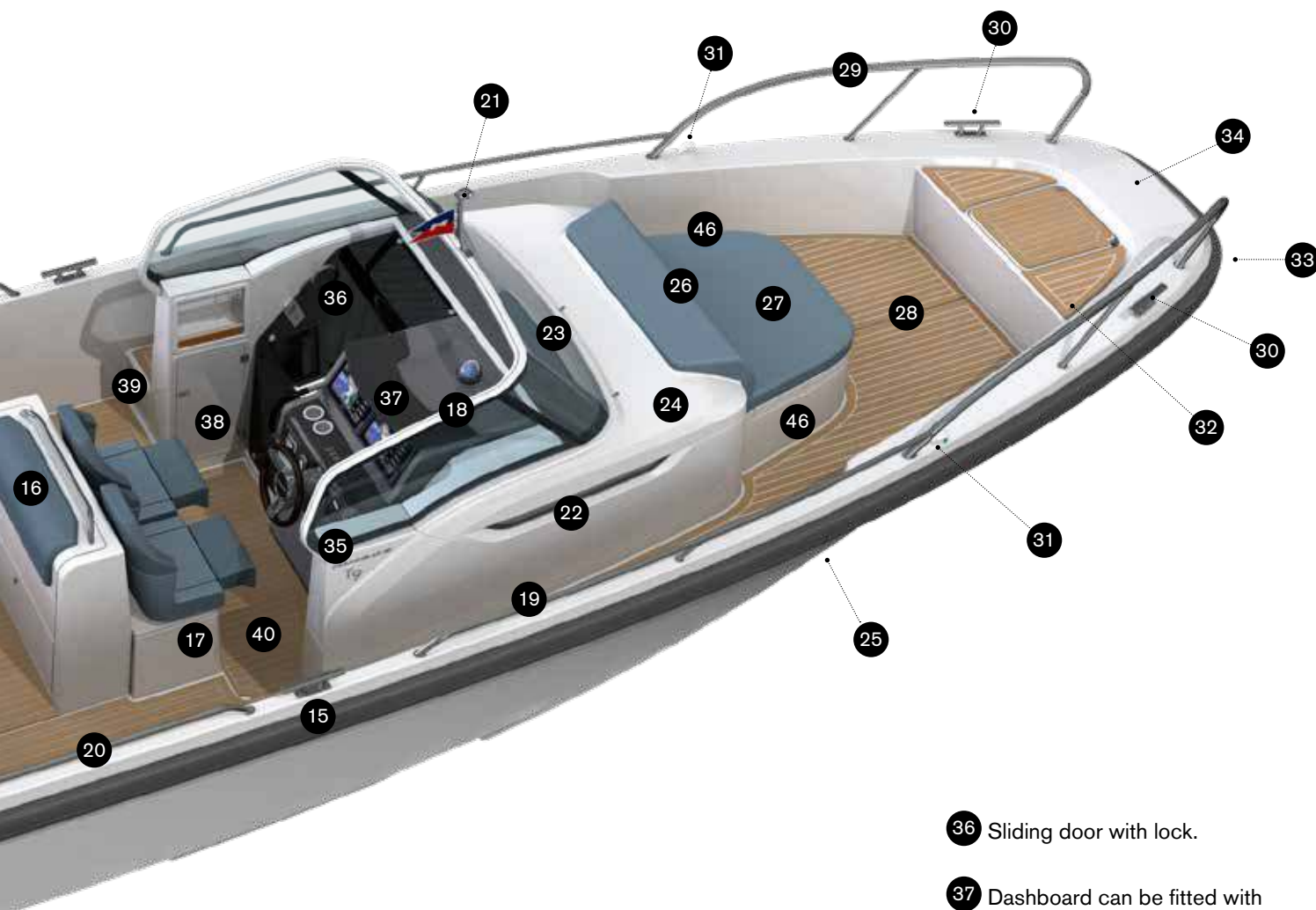
15 Bollard (mid ship), extra large, in stainless steel.

16 *Wet bar with sink, portable gas grill and storage. Grab handle in stainless steel.

17 Fuse panel.

18 *Available with T-top and multiple canopy solutions.

19 Walkaround for easy access and maximum movability.



20 Handrail in stainless steel for easy and secure movement around the boat.

21 Anchor light on stainless mast.

22 Portlights.

23 Wind screen wipers with window wash.

24 Integrated ventilation.

25 Bow thruster.

26 *Daybed/seating with backrest on fore deck.

27 Large cargo hatch for easy loading and access to cabin.

28 Extra large deck area for safe loading, boarding or disembarking.

29 Oversized sturdy pulpit in stainless steel 38 mm.

30 Bollard, oversized, in stainless steel.

31 Integrated navigation lights.

32 *Deck in teak or flexi teak.

33 *Electric anchor winch integrated in front of hull.

34 Extra wide fore deck for easy and safe boarding and disembarking.

35 *HIFI system.

36 Sliding door with lock.

37 Dashboard can be fitted with 9', 12' or 16' or double 12' plotters.

38 Custom built refrigerator.

39 LED deck lights.

40 Wide passage for increased ease of movement.

41 Folding teak table.

42 Storage compartments below deck and sofas (x4).

43 Folding backrest.

44 *Sofa with multiple seating arrangements depending on selections of options. Sofa converts to sunbed.

45 *Electric aft anchor winch.

46 *Extra openable port lights.

Features & functionality

Nimbus T9

Tender series

Technical specification (metric/imperial):

Length 9,35 m / 30' 8", Width 2,95 m / 9' 8", Weight** 2810 kg / 6195 lb, Fuel tank 320 l / 84.5 gal
Water tank 80 l / 21.1 gal, Refrigerator, CE category C, 8 persons, Number of berths 2, Max speed +40 knots

Engine alternatives: Mercury Verado V8 250 hp, Mercury Verado V8 300 hp, Mercury Verado L6 350 hp,
Mercury Diesel 3.0L V6 Bravo3 270 hp, Volvo Penta V8 CE/DPS 300 hp, Volvo Penta V8 CE/DPS 350 hp

** Mercury Verado 350 horsepower

T9 spray hood



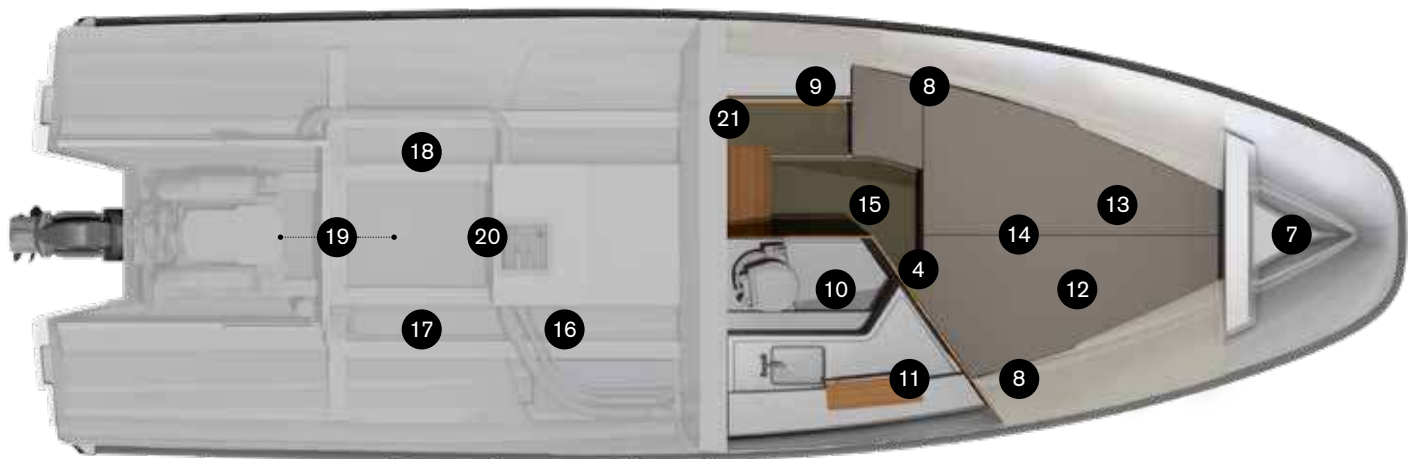
T9 T-top fishing



T9 T-top leisure



*T9 T-top version also offer: *Electric canvas roof *Enclosed canopy,
*Sun shade cover on fore deck, *Radar, *Search light with joystick, *Fishing rod holders



1 Storage compartments below deck and sofas (x4).

2 Fire extinguisher.

3 Fuse panel.

4 Defroster / heater outlet.

5 Dashboard can be fitted with 9', 12' or 16' or double 12' plotters.

6 Large cargo hatch for easy loading and access to cabin.

7 Anchor box and storage.

8 Interior curtesy lighting and LED reading lights with USB charger.

9 Storage shelf.

10 Spacious separate head with toilet.

11 Large mirror in head.

12 Full length beds for two persons.

13 *Custom mattress topper for higher comfort.

14 Extra large storage compartment below bed.

15 Carpets in cabin.

16 *Grey water tank 75 l.

17 *Heater / defroster.

18 *Hot water system.

19 Batteries, outboard (left), inboard (right).

20 Fresh water tank and pump.

21 *230V / 110V electric outlet.

22 *Openable gates.

Our legacy evolved

Nimbus C9

*A fast year-round commuter
with extra freedom of movement*



The C9 is a purpose-built, rapid commuter vessel, constructed to equally meet the needs of year-round commuters, active day-trippers or those planning longer, staged journeys with overnight stays. The C9 prioritises spaciousness, surfaces and functionality to provide the best possible onboard load capacity and freedom of movement. The result is easily accessible stowage, wide gangways, extra-large sliding doors and passages through which two people can pass in comfort. It's a boat for connoisseurs of contemporary Scandinavian design; those who appreciate well-thought-out solutions and smart

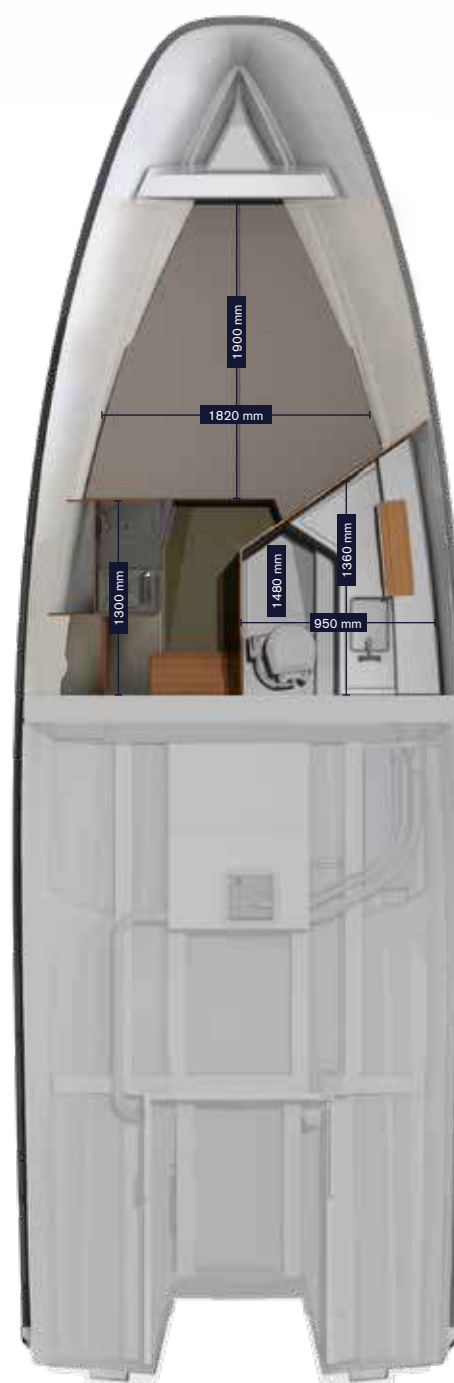
functionality. The spacious cockpit offers splendid natural light, with a large, sliding glass roof hatch and a modern, snug driver's position. The swiveling cockpit chairs provide ample space for four people to dine or space for five people in total. The cockpit passenger sofa converts easily into an extra bed for two children or one adult. The forecabin has room for a double berth with separate head and kitchenette.











Nimbus C9

Commuter series



1 Extended aft platforms for simplified and safe boarding and disembarkment.

2 Can be fitted with outboard or inboard engine. Rigged with Mercury or Volvo Penta.

3 Fully automatic interceptor trim system.

4 Shower on transom/aft deck.

5 Aft storage compartment for fenders and ropes.

6 The projecting aft platforms provide extra protection for engine when mooring with the aft towards the jetty.

7 Large sturdy rubber bumper list with stainless steel "endings".

8 *Under water LED lights.

9 Aft navigation light.

10 Flag pole in stainless steel.

11 Completely new air lubricated stepped hull design, built for exceptional sea worthiness and handling. Speed characteristics +40 knots, cruising speed 20-35 knots.

12 Safety ladder.

13 *Shore power connector.

14 Spacious deck area.

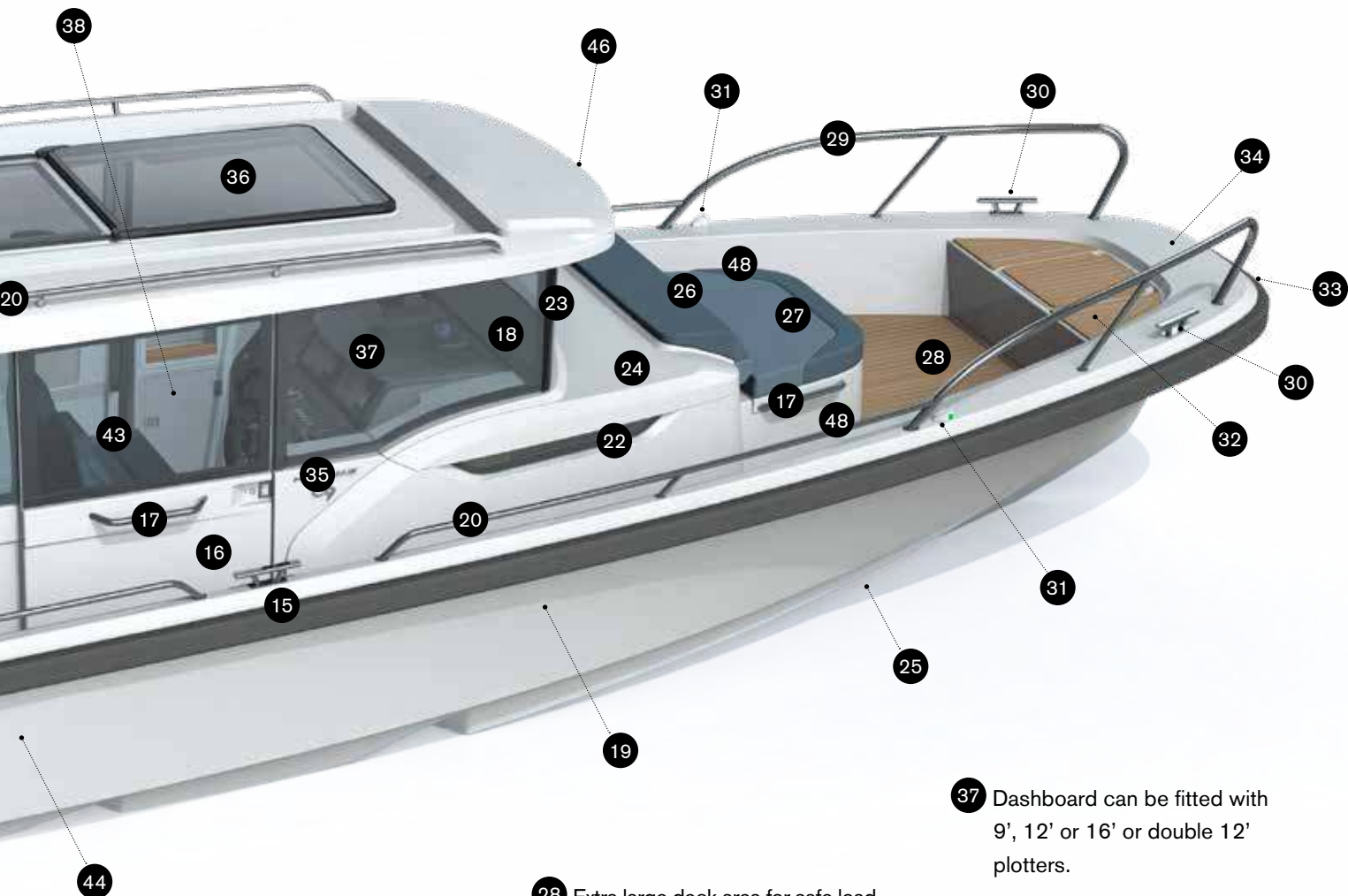
15 Bollard (mid ship), extra large, in stainless steel.

16 Extra-large sliding doors with passages through which two people can pass in comfort.

17 Large grab handles.

18 Panoramic windows providing feeling of 360° field of view.

19 Walkaround for easy access and maximum movability.



- 20** Pulpit in stainless steel for easy and secure movement around the boat.
- 21** Anchor light on stainless mast.
- 22** Portlights.
- 23** Wind screen wipers and window wash with separate water fluid tank.
- 24** Integrated ventilation.
- 25** Bow thruster.
- 26** *Daybed/seating with backrest on fore deck.
- 27** Large cargo hatch for easy loading and access to cabin.

- 28** Extra large deck area for safe loading, boarding or disembarking.
- 29** Oversized sturdy pulpit in stainless steel 38 mm.
- 30** Bollard, oversized, in stainless steel.
- 31** Integrated navigation lights.
- 32** *Deck in teak or flexi teak.
- 33** *Electric anchor winch integrated in front of hull.
- 34** Extra wide fore deck for easy and safe boarding and disembarking.
- 35** *HIFI system.
- 36** Large sliding glass roof hatch with integrated sunshade, or *electronic fullsize canvas canopy.

- 37** Dashboard can be fitted with 9', 12' or 16' or double 12' plotters.
- 38** Custom built refrigerator.
- 39** *Search light with joystick.
- 40** *Radar.
- 41** Large rear window.
- 42** Aft sofa with storage compartment.
- 43** Spacious cockpit with snug driver's position.
- 44** LED Deck lights.
- 45** *Electric aft anchor winch.
- 46** *Sun shade, available for aft deck and fore deck.
- 47** *Fishing rod holders.
- 48** *Extra openable port lights.

Features & functionality

Nimbus C9

Commuter series

Technical specification (metric/imperial)

Length 9,35 m / 30' 8", Width 2,95 m / 9' 8", Weight** 3170 kg / 6989 lb, Fuel tank 320 l / 84.5 gal, Water tank 80 l / 21.1 gal, Black Water tank 75 l / 19.8 gal, Grey Water tank 75 l / 19.8 gal, Refrigerator CE category C8 persons, Number of berths 2+1, Max speed +40 knots

Engine alternatives: Mercury Verado V8 250 hp, Mercury Verado V8 300 hp, Mercury Verado L6 350 hp, Mercury Diesel 3.0L V6 Bravo3 270 hp, Volvo Penta V8 CE/DPS 300 hp, Volvo Penta V8 CE/DPS 350 hp

** Mercury Verado 350 horsepower

C9 inboard with
sliding glass roof

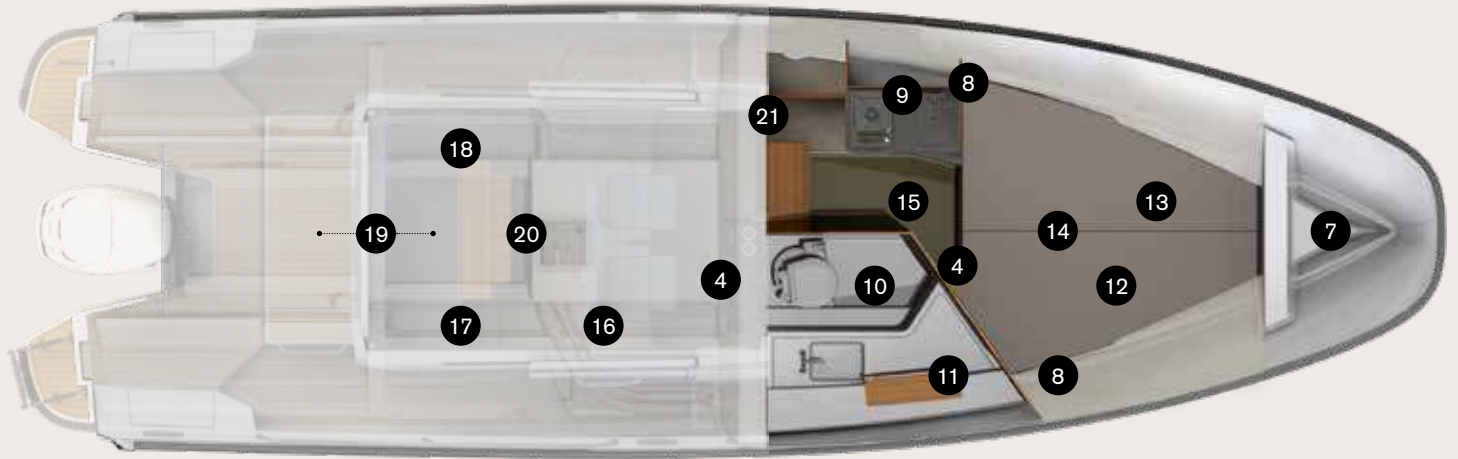


C9 outboard with
electric canvas roof



C9 outboard with
sliding glass roof





1 Storage compartments below deck and sofa (x2).

2 Fire extinguisher.

3 Fuse panel.

4 Swiveling chairs.

5 Sofa with seating for 3 persons and folding teak table. Dinner mode seats 5 persons. Sofa converts into extra bed.

6 Large cargo hatch for easy loading and access to cabin.

7 Anchor box and storage.

8 Interior curtesy lighting and LED reading lights with USB charger.

9 *Galley with sink, gas or electric hob.

10 Spacious separate head with toilet.

11 Large mirror in head.

12 Full length beds for two persons.

13 *Custom mattress topper for higher comfort.

14 Extra large storage compartment below bed.

15 Carpets in cabin.

16 *Grey water tank 75 l.

17 *Heater / defroster.

18 *Hot water system.



19 Batteries, outboard (left), inboard (right).

20 Fresh water tank and pump.

21 *230V / 110V electric outlet.

22 *Openable gates.



  Follow us at [instagram.com/nimbusboats](https://www.instagram.com/nimbusboats) or at [facebook.com/nimbusworld](https://www.facebook.com/nimbusworld)

FIND OUR DEALERS AT: WWW.NIMBUS.SE


NIMBUS